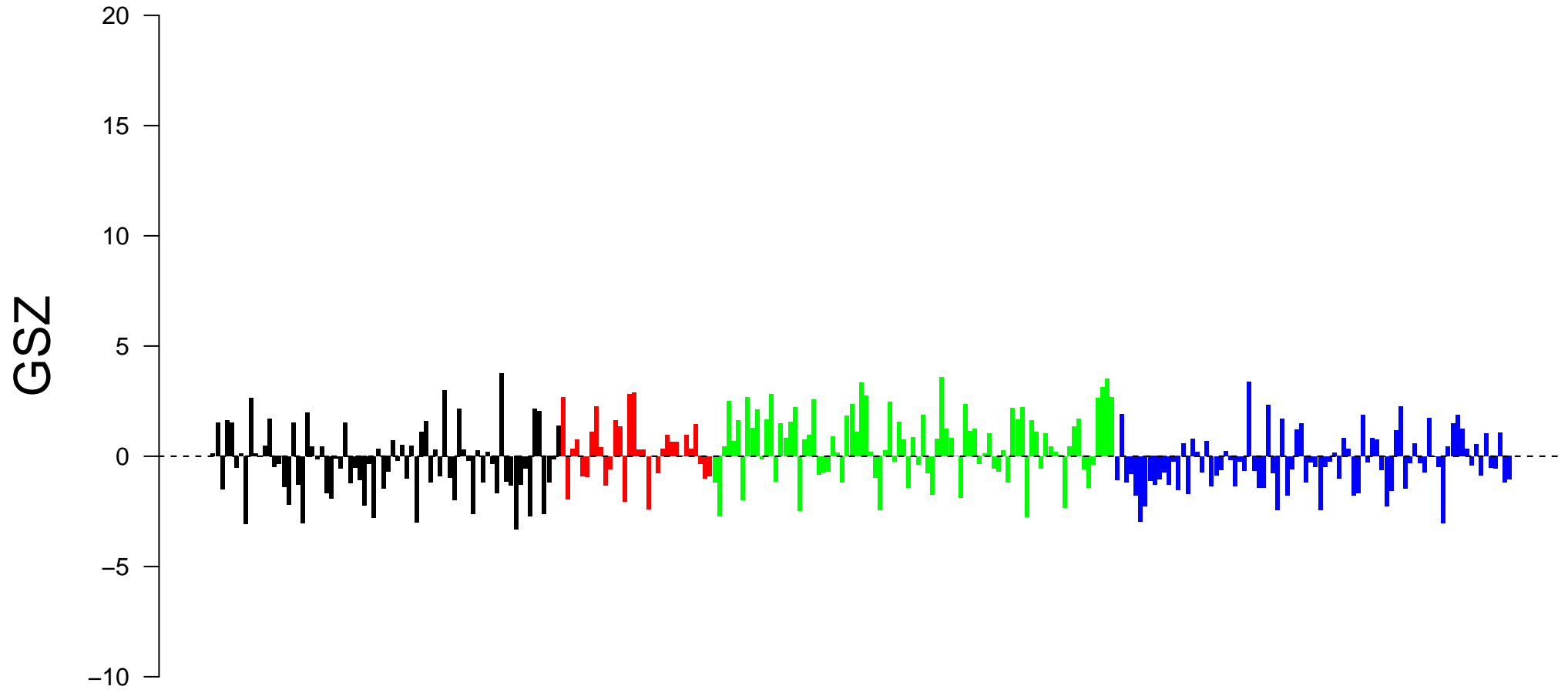
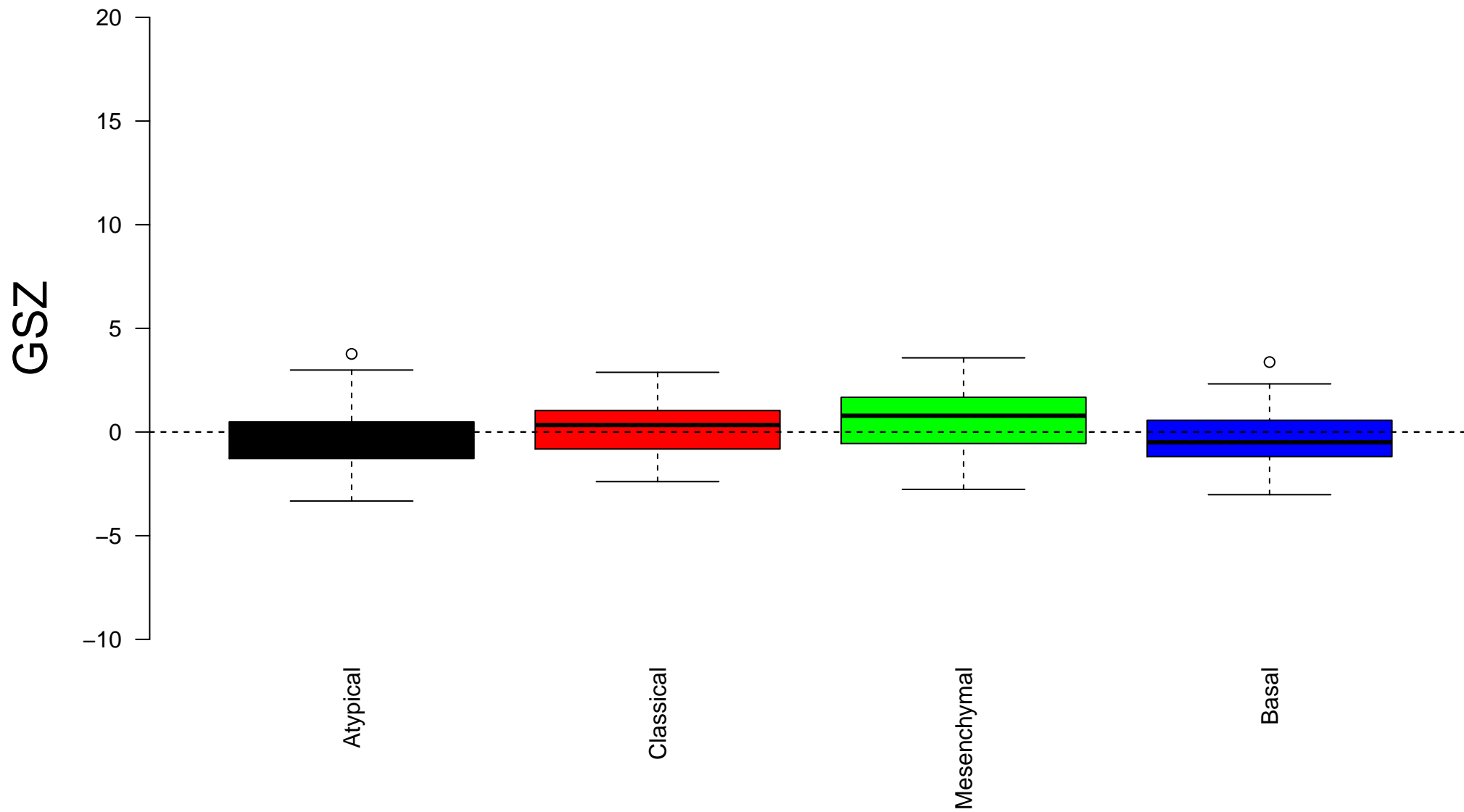


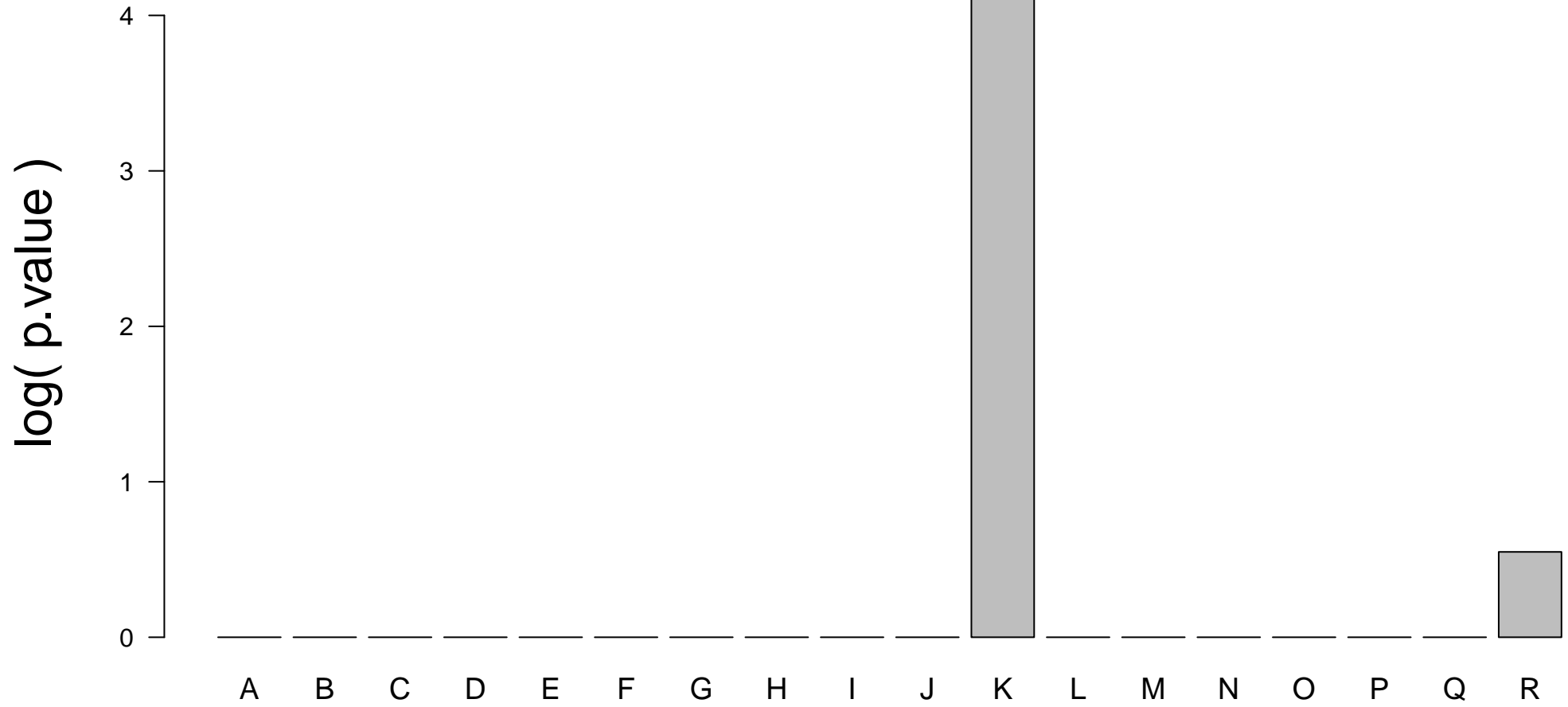
# BIOCARTA\_PTC1\_PATHWAY



# BIOCARTA\_PTC1\_PATHWAY



# Enrichment in spots: BIOCARTA\_PTC1\_PATHWAY



# Expression of BIOCARTA\_PTC1\_PATHWAY in Spot A

$\Delta e$

0.6  
0.4  
0.2  
0.0  
-0.2  
-0.4  
-0.6



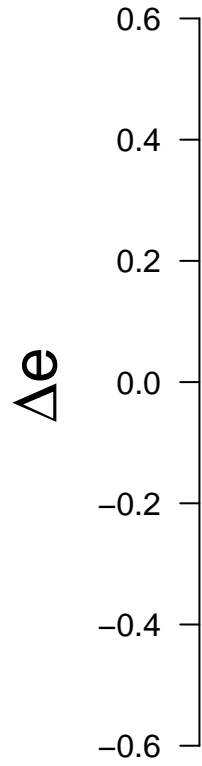
# Expression of BIOCARTA\_PTC1\_PATHWAY in Spot B

$\Delta e$

0.6  
0.4  
0.2  
0.0  
-0.2  
-0.4  
-0.6



# Expression of BIOCARTA\_PTC1\_PATHWAY in Spot C



# Expression of BIOCARTA\_PTC1\_PATHWAY in Spot D

$\Delta e$


0.6  
0.4  
0.2  
0.0  
-0.2  
-0.4  
-0.6



# Expression of BIOCARTA\_PTC1\_PATHWAY in Spot E

$\Delta e$

0.6  
0.4  
0.2  
0.0  
-0.2  
-0.4  
-0.6







# Expression of BIOCARTA\_PTC1\_PATHWAY in Spot F

$\Delta e$

0.6  
0.4  
0.2  
0.0  
-0.2  
-0.4  
-0.6




# Expression of BIOCARTA\_PTC1\_PATHWAY in Spot G




# Expression of BIOCARTA\_PTC1\_PATHWAY in Spot H

$\Delta e$

0.6  
0.4  
0.2  
0.0  
-0.2  
-0.4  
-0.6




# Expression of BIOCARTA\_PTC1\_PATHWAY in Spot I



# Expression of BIOCARTA\_PTC1\_PATHWAY in Spot J

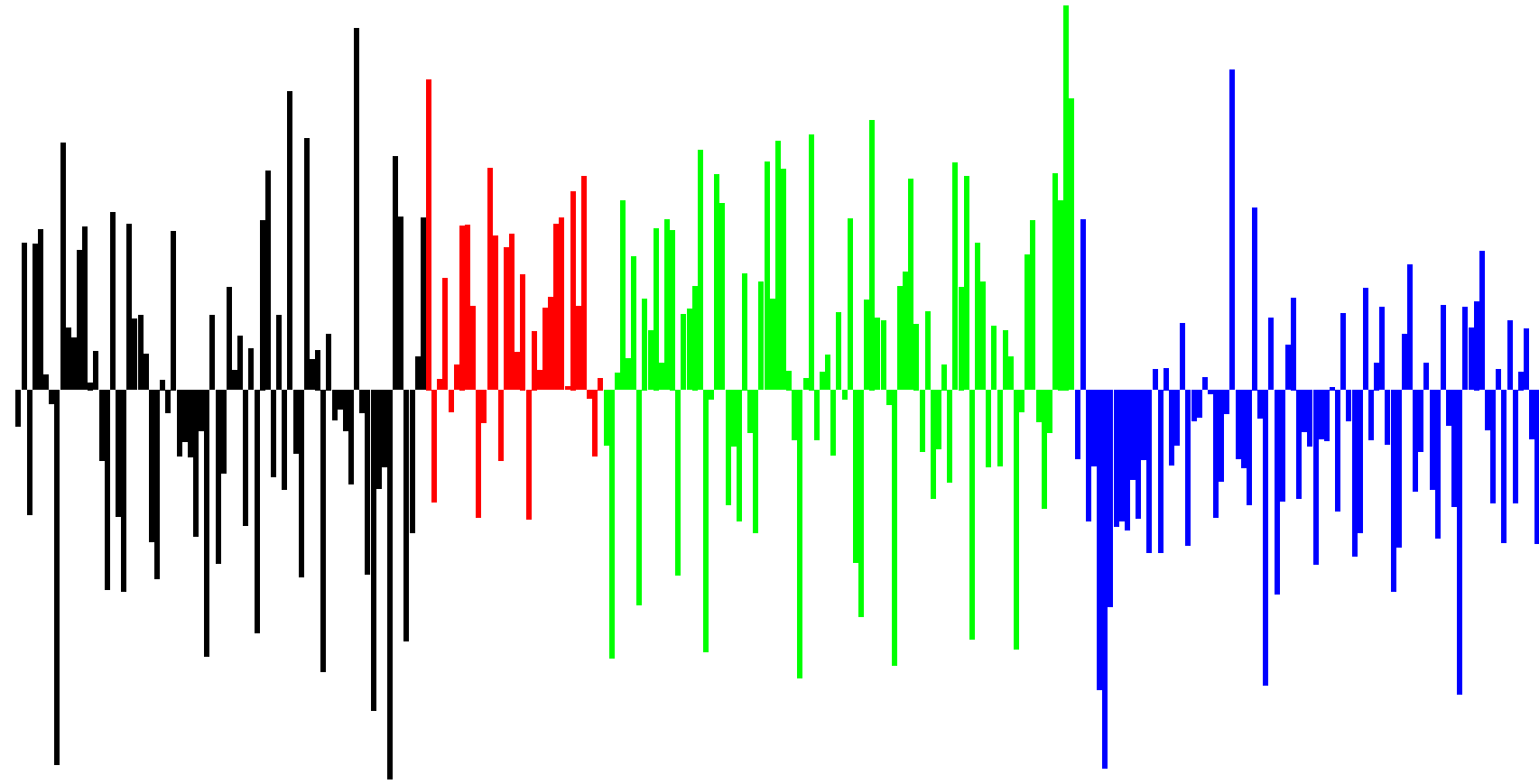

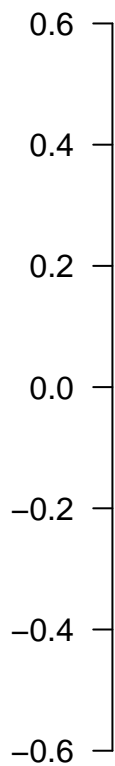
$\Delta e$

0.6  
0.4  
0.2  
0.0  
-0.2  
-0.4  
-0.6



# Expression of BIOCARTA\_PTC1\_PATHWAY in Spot K


$\Delta e$



# Expression of BIOCARTA\_PTC1\_PATHWAY in Spot L

$\Delta e$

0.6  
0.4  
0.2  
0.0  
-0.2  
-0.4  
-0.6



# Expression of BIOCARTA\_PTC1\_PATHWAY in Spot M

$\Delta e$

0.6  
0.4  
0.2  
0.0  
-0.2  
-0.4  
-0.6






# Expression of BIOCARTA\_PTC1\_PATHWAY in Spot N

$\Delta e$


0.6  
0.4  
0.2  
0.0  
-0.2  
-0.4  
-0.6



# Expression of BIOCARTA\_PTC1\_PATHWAY in Spot O

$\Delta e$


0.6  
0.4  
0.2  
0.0  
-0.2  
-0.4  
-0.6



# Expression of BIOCARTA\_PTC1\_PATHWAY in Spot P

$\Delta e$


0.6  
0.4  
0.2  
0.0  
-0.2  
-0.4  
-0.6



# Expression of BIOCARTA\_PTC1\_PATHWAY in Spot Q

$\Delta e$

0.6  
0.4  
0.2  
0.0  
-0.2  
-0.4  
-0.6



# Expression of BIOCARTA\_PTC1\_PATHWAY in Spot R

$\Delta e$

